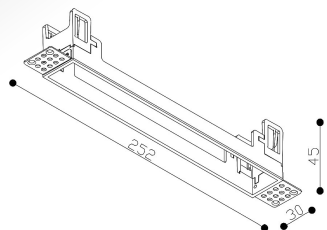


# VARIO COMFORT 218 TRIMLESS

01.2181.14  
+ VARIO FRAME3

POWER: 14W  
input: 500mA



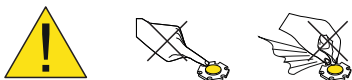
## SAFETY INSTRUCTIONS

- The appliance should be installed, connected and tested by qualified electrician, and in accordance with local regulations.
- Turn off the power supply before installation or maintenance of the appliance, and make sure that the cables will not be squeezed or damaged by sharp edges.
- The appliance should not be covered by insulation blankets or similar materials .
- Clean the appliance with a soft cloth and a standard PH neutral detergent. Stainless steel surfaces should be maintained regularly.
- Misuse of, or changes to the appliance shall nullify the guarantee. The manufacturer is free to change the design, specifications and instructions for assembly.

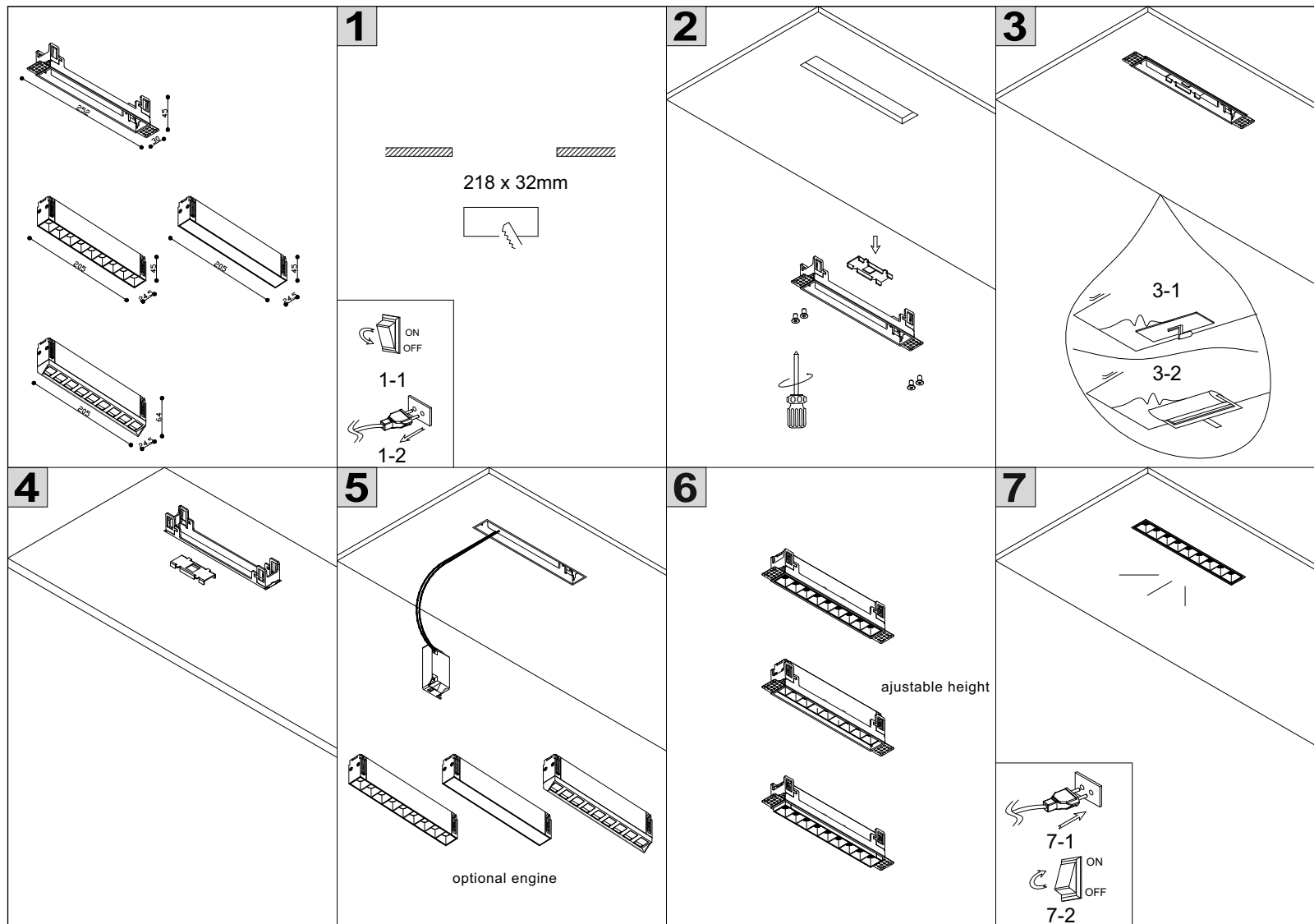
**⚠ DO NOT CONNECT THE APPLIANCE DIRECTLY TO HIGH-VOLTAGE POWER SUPPLY IF DRIVER IS NOT CONNECTED.**

USE THE CORRECT DRIVER TO CONNECT.

DO NOT TOUCH OR CLEAN THE LED ARRAY!  
IN ORDER TO AVOID DAMAGING THE LED CHIP!



CE F IP20



**LTX**  
LIGHTING SOLUTIONS  
LTX-LED.com

Lightonix sp. z o.o.  
Ul Hoza, 86 lok. 410  
00-682 Warszawa, Poland  
Telephone: +48 516 808 834  
E-mail: info@ltx-led.com